

BRAZILIAN BLOWOUT FREE

Patent Pending Professional Smoothing Treatment Formulated Without Formaldehyde

Brazilian Blowout FREE Micro Chelating Cleanser 24 fl oz/710 mL



Professional Micro Chelating Cleanser is a color-safe, de-mineralizing system clinically engineered with triple action chelators to create a clean and unobstructed canvas for optimum performance of the Brazilian Blowout FREE Professional Smoothing Treatment. A proprietary complex of polymeric and alpha-hydroxy acid-derived chelators remove harmful metal deposits on the hair including, copper, iron, nickel and magnesium while biosurfactants absorb toxins and dissolve product build up, excess oils and pollutants without stripping moisture or color. This opens a clear pathway for Brazilian Blowout FREE Professional Smoothing System to penetrate to the hair bonds for the longest-lasting, smoothest results for all hair types and textures.

Directions: Generously spray Micro Chelating Cleanser throughout soaking wet hair and scalp. Massage vigorously until foamy. Thoroughly rinse. For extremely thick, curly more resistant hair or heavy build up, repeat.

Brazilian Blowout FREE Smoothing Activator 34 fl oz/ 1L



Brazilian Blowout FREE Professional Smoothing Activator is part of an innovative two-part smoothing system, formulated without formaldehyde, that effectively smooths and removes frizz for up to twelve weeks. When combined with Brazilian Blowout FREE Smoothing Base, patent pending technology engineered to work at the molecular level, temporarily weakens disulfide bonds and disrupts weaker bonds, manipulating them into straight alignment without breaking, cleaving or, damage. As a result, the hair takes on a long lasting, dramatically smoother shape without compromising hair strength and elasticity and won't alter color treatments.

For proper usage, please see Brazilian Blowout FREE Instructions.

Brazilian Blowout FREE Smoothing Base 34 fl oz/ 1L



Brazilian Blowout Professional Smoothing Base is part of an innovative two-part smoothing system, formulated without formaldehyde, that effectively smooths and removes frizz for up to 12 weeks. Combined with Brazilian Blowout FREE Professional Smoothing Activator, patent-pending technology temporarily weakens disulfide bonds and disrupt weaker bonds on the keratin structure, manipulating these bonds into straight alignment without breaking, cleaving or, damage. As a result, the hair takes on a long-lasting, smooth, and frizz-free shape while maintaining strength and elasticity, without affecting color treatments.

For proper usage, please see Brazilian Blowout FREE Instructions.

BRAZILIAN BLOWOUT FREE

Patent Pending Professional Smoothing Treatment Formulated Without Formaldehyde

Brazilian Blowout FREE Laminator for Coarse/Healthier Hair 24 fl oz/710 mL



Brazilian Blowout FREE Professional Finalizing Laminator is a powerful sealant scientifically engineered to optimize the longevity, smoothness, and frizz elimination of the Brazilian Blowout FREE Smoothing Treatment for **coarse/curly/resistant hair**. Biopolymers cross link hair fiber into straight alignment while liposoluble actives help to restore the hair's natural pH level, closing the cuticle and improving hydrophobicity. Application of external heat and tension laminates the treatment into the hair and creates a protective barrier that reduces treatment degradation from washing, heat and mechanical styling, and environmental factors. Will not build up or alter color. As a result, longevity of the Brazilian Blowout FREE Smoothing Treatment is maximized for hair that is smooth, frizz-free and more manageable.

For proper usage, please see Brazilian Blowout FREE Instructions.

Brazilian Blowout FREE Laminator for Fragile/Compromised Hair 16 fl oz/ 475 mL



Brazilian Blowout FREE Professional Finalizing Laminator is a powerful sealant scientifically engineered to optimize the longevity, smoothness, and frizz elimination of the Brazilian Blowout FREE Smoothing Treatment for **fragile/compromised hair**. Biopolymers cross link hair fiber into straight alignment while reparative and smoothing acids help to restore the hair's natural pH level, closing the cuticle and improving hydrophobicity. Application of external heat and tension laminates the treatment into the hair and creates a protective barrier that reduces treatment degradation from washing, heat and mechanical styling, and environmental factors. Will not build up or alter color. As a result, longevity of the Brazilian Blowout FREE Smoothing Treatment is maximized for hair that is smooth, frizz-free and more manageable.

For proper usage, please see Brazilian Blowout FREE Instructions.

BRAZILIAN BLOWOUT®

PRO In-Salon Services

REWIND

Anti-Aging & Reparative Service

12 fl oz/ 350mL




Brazilian Blowout REWIND is the first anti-aging reparative in-salon service that instantly reverses the signs of aging and corrects years of structural and external damage to chemically treated, mechanically compromised and maturing hair. It's the ideal preventative service for clients in their 20s and a must-have corrective service for clients in their 30s, 40s, 50s+!

Utilizing smart technology, Brazilian Blowout REWIND supercharges delivery and performance of clinically proven actives combined with isolated plant proteins to compromised areas within the medulla, cortex and cuticle to effectively rebuild each strand from the inside out. Instantly, strands look and feel years younger for hair that is noticeably more manageable, glossy, resilient and youthful. With every REWIND service, the signs of aging are significantly reduced, humidity is neutralized and color deposit and retention is improved. Results are immediate, preventative and last up to 10 washes.

SPLIT END CORRECTION

12 oz/350 mL



Split End Correction is a dual service innovation that can be used to instantly seal splits/tears or, used as a cutting lotion to preserve the shape of precision cuts for up to 4 weeks.

Utilizing a bio reparative complex, Split End Correction rebuilds and fortifies weakened fibers, helping defend against cuticle cracking to prevent tears before they start. A proprietary Thermo-Marine Bonding System™ fills in and helps bind broken fibers together, instantly mending split ends. This creates a smooth surface area, reducing friction so blades glide more easily through the hair to optimize precision and keep cuts looking sharp between appointments. Future breakage is dramatically reduced as a protective heat activated coating surrounds each strand, defending against mechanical damage and hot tool styling. Recommended for clients who want to retain length and all cut clients.

BRAZILIAN BLOWOUT[®]

PROFESSIONAL STYLING TOOLS

Engineered To Optimize Performance And Longevity of Brazilian Blowout In-Salon Treatments.



1.25" Pro Digital Titanium Flat Iron

The Pro Digital Titanium Flat Iron's true temperature technology delivers consistent and even heat up to 450 degrees. The mirrored, 100% titanium plates glide quickly and easily through the hair without snagging. The Far Infrared Technology reduces static and the Ionic heater locks in treatments for longer lasting smooth, frizz-free results. Silicone gaskets protect electronics for increased longevity and the extra-long, heat resistant cord provides unlimited flexibility.

- Digital display and adjustable temperature up to 450°F/232°C
- 100% Titanium plates
- Gentle and suitable for all hair types
- Non-slip, ergonomic design for easy styling
- Voltage: 110-120V, 60Hz
- Power 45 Watts



Professional Ionic Blow Dryer

The Pro Ionic Dryer enables Tourmaline nanoparticles to pass through the cuticle to decrease drying time and minimizes exposure to heat. It's ultra-quiet, yet powerful motor and super-light design packs a punch while eliminating wrist strain. The sleek silhouette is designed to be energy efficient without compromising heat or airflow.

- Reduces drying time by 60%
- Includes a slim, snap concentrator nozzle and diffuser
- Super-light design to reduce wrist strain
- Trigger cool-shot for setting a perfect style fast
- 3 temperature and 2 speed settings
- Removable intake filter with noise reduction technology
- 1875W

BRAZILIAN BLOWOUT FREE PRODUCTS



SMOOTHING CREAM
SHAMPOO
CONDITIONER
SMOOTHING CREAM
SMOOTHING CREAM
SMOOTHING CREAM
SMOOTHING CREAM

BRAZILIAN BLOWOUT FREE TOOLS

- COLON BOWL
- DATE
- BLOW DRYER
- MEASURING CUP
- FAST FINISH TREAT REACHERS 450°F
- HAIR CLIPS
- HITAIL EPOVES
- ROUND BRUSH
- APPLICATION BRUSH
- CARBON FIBER FINE TOOTH COMB
- EOLAR BRUSH

BRAZILIAN BLOWOUT FREE


franzblowout @franzblowout @brazilianblowout
Brazilianblowout.com 1.877.779.7706

BRAZILIAN BLOWOUT FREE INSTRUCTIONS

For optimal results, start by assessing the client's hair type and condition. This will guide you in properly performing the treatment. Once you've determined the hair type and condition, follow the appropriate instructions below. Be sure to perform the treatment either 2 weeks before or 2 weeks after color services.*
*Direct dyes may be performed on the same day, following the treatment.

COARSE/HEALTHIER

Includes: Non-compromised single process, virgin, resistant curly and/or frizzy, minimal to moderate highlights.



1 CLEANSE

- Generously spray Brazilian Blowout FREE Micro Chelating Cleanser throughout soaking wet hair and scalp and massage vigorously until a foam begins to form.
- Rinse thoroughly. For extremely thick curly, more resistant hair or for heavy buildup, repeat.

2 PREP

- Towel dry hair to 50% dry.
- Divide hair into 4 even sections.
- Thoroughly brush hair before application.

3 MEASURE & MIX

MIXING RATIO (1:1)
50% Smoothing Base + 50% Smoothing Activator

MEASURE	MEDIUM LENGTH HAIR	LONG HAIR
SHORT HAIR (60-90cm) Combined	3 - 4 oz (90-120ml) Combined	4 - 8 oz (120-180ml) Combined

MIX: Add each product to a clean color bowl & mix together with whisk to achieve a creamy consistency.

4 APPLICATION

- Starting with ¼" to ½" (1 to 1.5cm) sub-sections, apply solution ¼" (1cm) or the scalp.
- Saturate each sub-section by combing hair straight after application.
- NOTE: Gloves must be worn during application. IMPORTANT! Do not excessively comb the hair again after applying.

5 PROCESS

- Process open-air for 30 minutes to de-frizz or 45 minutes for curl reduction. IMPORTANT! Do not use heat. Leave hair straight. Do not clip.

6 RINSE & CLEANSE

- After processing, rinse solution thoroughly with HOT water for at least 3 minutes.
- Thoroughly cleanse the hair twice or more until all mixed smoothing solution is out of the hair using Brazilian Blowout FREE Micro Chelating Cleanser and rinse.

7 LAMINATE & RINSE

- Towel dry hair well. Hair should be damp, not dripping wet.
- Pump 2 oz (60ml) of Brazilian Blowout FREE Finalizing Laminator Fragrile/Compromised into color bowl.
- Saturate hair in large sections, ¼" (1cm) of scalp to ends, making sure hair is saturated, and comb straight.
- Let hair process for 5 minutes. Rinse thoroughly.
- NOTE: Gloves must be worn during application. IMPORTANT! If hair is too wet it will weaken laminator strength. Towel dry well.

9 FLAT IRON

- Flat iron the hair until smooth and straight.
- SECTION SIZE: ¼" to ½" (1.5cm to 4cm). Use smaller sections if needed.
- TEMPERATURE: 400 - 450°F (200 - 230°C)
- PASSES: 8 to 12 Flat Iron Passes. Maximum of 6 passes on the ends. Use thicker sections at lower temperature.
- NOTE: Once the flat iron step is finished, the treatment is complete. There is no waiting period. Client can now resume daily activity including washing hair, exercising, putting hair in clip, etc.

8 RE-LAMINATE & BLOW DRY

- Towel dry hair well. Hair should be damp, not dripping wet.
- Pump up to 1oz (30ml) of Brazilian Blowout FREE Finalizing Laminator Coarse/Healthier into color bowl.
- Lightly dust Finalizing Laminator ¼" (1cm) off scalp in 2" (5cm) subsections, using applicator brush.
- DO NOT RINSE. Blow dry Coarse Laminator in Dry hair as smooth as possible using a round brush until hair is 100% dry.
- NOTE: Gloves must be worn during application. IMPORTANT! If hair is too wet it will weaken laminator strength. Towel dry well.

BRAZILIAN BLOWOUT FREE MAINTENANCE

- Client should use the Brazilian Blowout Deep Conditioning Masque for the first 3-4 washes.
- Use Brazilian Blowout Anti-Frizz Shampoo, Anti-Frizz Conditioner, and Ionic Bonding Spray to prolong treatment.

Turn Page for FRAGILE/COMPROMISED Instructions >>>

BRAZILIAN BLOWOUT-FREE PRODUCTS



BRAZILIAN BLOWOUT-FREE TOOLS

- DOUBLE BOWL
- HAIR CAP
- MEASURING CUP
- FLAT IRON THAT REACHES 450°F
- HAIR CLIPS
- ROUNDI BRUSH
- APPLICATION BRUSH
- CARBON FIBER FINE TOOTH COMB
- GOLDEN WHISK


BRAZILIAN BLOWOUT-FREE INSTRUCTIONS

For optimal results, start by assessing the client's hair type and condition. This will guide you in properly performing the treatment. Once you've determined the hair type and condition, follow the appropriate instructions below. Be sure to perform the treatment either 2 weeks before or 2 weeks after color services.*

*Direct dyes may be performed on the same day, following the treatment.

FRAGILE/COMPROMISED

Includes: Double-processed, heavily highlighted, balayage, fine/thin, dry, curly/wavy, frizzy, compromised/some breakage.



1 CLEANSE

- Generously spray Brazilian Blowout FREE Micro Chelating Cleanser throughout soaking wet hair and scalp and massage vigorously until a foam begins to form.
- Rinse thoroughly. For extremely thick, curly, more resistant hair or, for heavy buildup, repeat.

4 APPLICATION

- Starting with ¼" to ½" (1 to 1.5cm) sub-sections, apply solution ¼" (1cm) of the scalp.
- Saturate from root to mid-length and comb through to ends. Comb hair straight after each section.
- NOTE: Gloves must be worn during application.
- IMPORTANT: Do not excessively comb the hair again after applying.

6 RINSE & CLEANSE

- After processing, rinse solution thoroughly with HOT water for at least 2 minutes.
- Thoroughly cleanse the hair twice or more until all mixed smoothing solution is out of the hair, using Brazilian Blowout FREE Micro Chelating Cleanser and rinse.

9 FLAT IRON

- Flat iron the hair until smooth and straight. SECTION SIZE ¼" to 1½" (1.5cm to 4cm) sub-sections.
- TEMPERATURE: 380 - 410°F (190 - 210°C) PASSES: 6 to 8 Flat Iron Passes. Maximum of 6 passes on the ends. Use thicker sections at lower temperature.
- NOTE: Once the flat iron step is finished, the treatment is complete. There is no waiting period. Client can now resume daily activity including washing hair, exercising, putting hair in clip, etc.

2 PREP

- Towel dry hair to 50% dry.
- Divide hair into 4 even sections.
- Thoroughly brush hair before application.

5 PROCESS

- Process open-air for 20 minutes to de-frizz or 30 minutes for curl reduction. DO NOT PROCESS for any longer than 30 minutes.
- IMPORTANT: Do not use heat. Leave hair straight. Do not clip.

7 LAMINATE

- Towel dry hair well. Hair should be damp, not dripping wet.
- Pump 2 oz (60ml) of Brazilian Blowout FREE Finalizing Laminator Fragrant Compromised into color bowl.
- Saturate hair in large sections, ¼" (1cm) off scalp to ends, making sure hair is saturated, and comb straight.
- Let hair process for 20 minutes. Rinse thoroughly.

BRAZILIAN BLOWOUT-FREE MAINTENANCE

- Client should use the Brazilian Blowout Deep Conditioning Masque for the first 3-4 washes.
- Use Brazilian Blowout Anti-Frizz Shampoo, Anti-Frizz Conditioner, and Ionic Bonding Spray to prolong treatment.

3 MEASURE & MIX

- MIXING RATIO (1:1)
50% Smoothing Base + 50% Smoothing Activator
- | MEASURE | SHORT HAIR | MEDIUM LENGTH HAIR | LONG HAIR |
|------------------------------|-------------------------------|--------------------------------|-----------|
| 2 - 3 oz. (60-90ml) Combined | 3 - 4 oz. (90-120ml) Combined | 4 - 6 oz. (120-160ml) Combined | |
- MIX: Add each product to a clean color bowl & mix together with whisk to achieve a creamy consistency.

8 BLOW DRY

- Blow dry hair as smooth as possible using a round brush until hair is 100% dry.

BRAZILIAN BLOWOUT-FREE

Instagram: @brazilianblowoutfree
Facebook: BrazilianBlowoutFree
brazilianblowout.com | 877.778.7786

Turn Page for COARSE/HEALTHIER Instructions >>>